


ATTAINS Secret Sauce Training – Handout #2: Fixing Delistings

How is this Useful? ATTAINS compares to the prior cycle based on the Assessment Unit ID and Parameter name to determine if something has moved from Category 5 to Categories 1,2,3, or 4. It also tracks anything that’s moved from Category 4 to Categories 1,2 or 3 (these are not delistings per the definition of the word, but still important to track). Sometimes this doesn’t work the way the user intends. This document shows how to fix your data when delistings gets something wrong (either missing a delisting or calling some a delisting when it shouldn’t be).

Using Batch Upload’s capability to update records, you can fix any of these delistings errors quickly.

Parameter ^	Status ⇅	EPA IR Category ⇅	Delisted ⇅	
LOW FLOW ALTERATIONS	Observed effect		Yes	
SELENIUM	Cause	5	No	

Note that the Observed Effect is marked as 'Delisted.' That's an error and needs to be fixed.

To fix this, you can use batch upload. You will only need to batch upload the ‘Parameters’ file, and only those Assessment Units that you want to fix. You can either create your own batch upload file using the template or an easier way is to just export your data out of ATTAINS using the ‘data export’ option.

Once you have your ‘Parameters’ file, you can edit that file to remove the ‘Delisting’ information. Remove the ‘Delisting Reason’ and the ‘Delisting Agency’ from the AU/Parameter combination you want to fix.



K	S	I
PARAM_DELISTING_REASON	PARAM_DELISTING_COMMENT	PARAM_DELISTING_AGENCY
NOT_SPECIFIED ←		S ←

Removing these values will allow you to correct the delisting information.

Once you’ve removed those values, save the parameters.csv file.

Back in ATTAINS, you will use Batch Upload, using the ‘Update’ option. Choose the modified parameters file that you’ve fixed as the file that you want to upload. Proceed through the batch upload process.

That’s it! This should fix the problem.

Parameter ^	Status ⇅	EPA IR Category ⇅	Delisted ⇅	
LOW FLOW ALTERATIONS	Observed effect		No	
SELENIUM	Cause	5	No	

This works both ways. If you need to add a delisting, you can do that through batch upload as well. Just add in the delisting information in the batch upload file as opposed to removing it.